

Burnaby Field Lacrosse Club - Field Entry/Exit Protocols

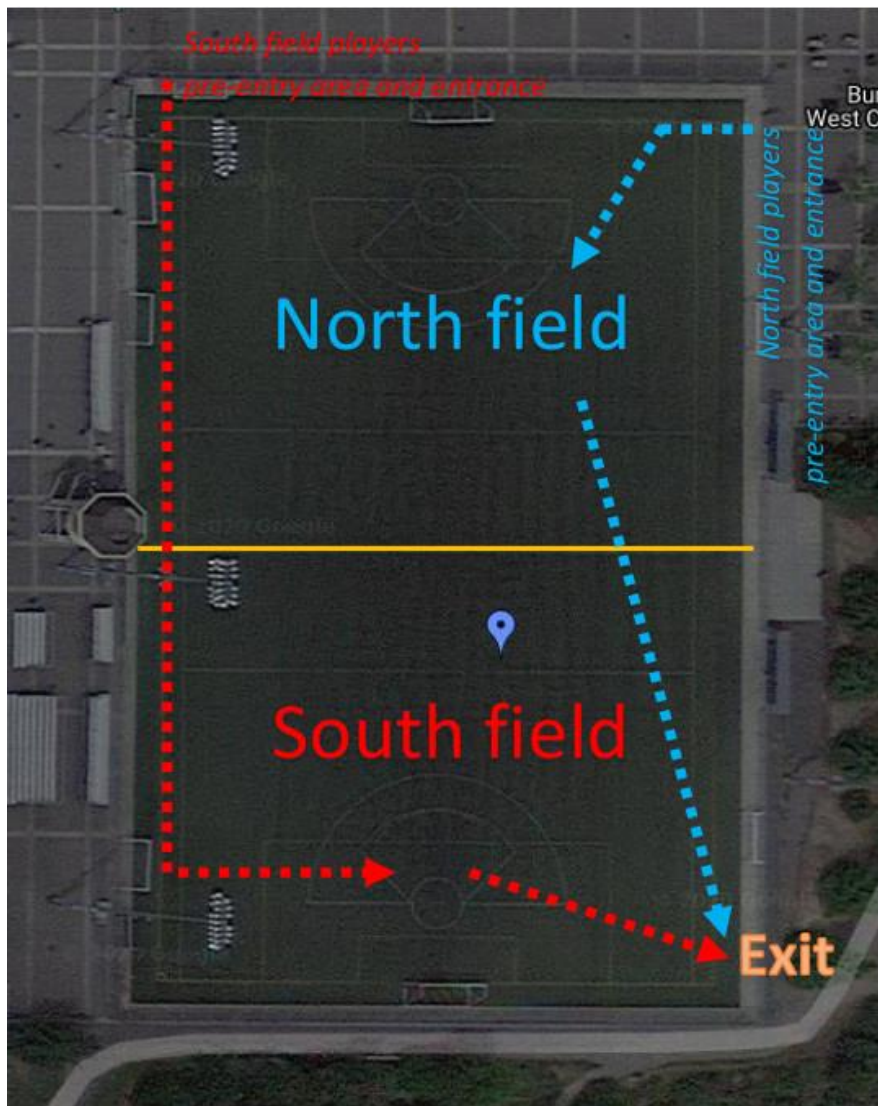
Burnaby Lake West Field #3

The field will be assigned to two teams, each using half the field, per session. The side closest to the clubhouse is the North Field, the “far” side, closest to 8 Rinks, is the South Field.

Players will have a specific pre-entry area to wait to enter the field. The exit gate for all players is located in the southeast corner of the field.


North Field player entry / exit paths are indicated in blue.

South Field player entry / exit paths are indicated in red.



North Field Teams

North Field players will line up along the close short-fence, in a north-south direction.




North Field players will enter the field using the northeast corner gate.



Northeast Entrance Gate

North Field players should place their gear bag/box and water bottle spaced 2 meters apart on the east side of the field. The natural markings on the cement can be used for reference.



North Field players will exit the field last using the southeast exit gate. North Field players will wait until the South Field players have cleared the field to avoid any cross over. Alternatively, the South Field team may wait on the west side of the field for the North team to exit first. The order of exit should be discussed / determined by both coaches.



Southeast Exit Gate

South Field Teams

South Field players will line up along the tall **north** fence (between Fields 2 and 3) in an east-west direction.

South Field players will enter the field using the **northwest** gate and proceed along the west side of the field to their half of the field.



Northwest Entrance Gate

South Field players should place their gear bag/box and water bottle spaced 2 meters apart on the west side of the field.

South Field players will exit the field first via the southeast exit gate. Alternatively, the South Field team may wait on the west side of the field for the North team to exit first. The order of exit should be discussed / determined by both coaches.



Southeast Exit Gate

All players are to proceed directly to their family vehicles.